

1983660-1 ✓ ACTIVE



Power Double Lock

TE Internal #: 1983660-1

Rectangular Power Connectors, Housing, Plug, Wire-to-Wire, 2 Position, 6.6 mm [.26 in] Centerline, Wire & Cable, UL 94V-0, Power Double Lock

[View on TE.com >](#)

Connectors > Power Connectors > Rectangular Power > Rectangular Power Connectors > Glow Wire Power Double Lock Plug



Rectangular Power Connector Type: **Housing**

Connector & Housing Type: **Plug**

Connector System: **Wire-to-Wire**

Number of Positions: **2**

Centerline (Pitch): **6.6 mm [.26 in]**

[All Glow Wire Power Double Lock Plug \(55\)](#)

Features

Product Type Features

Rectangular Power Connector Type	Housing
Connector & Housing Type	Plug
Connector System	Wire-to-Wire
Sealable	No
Connector & Contact Terminates To	Wire & Cable

Configuration Features

Number of Positions	2
Number of Power Positions	2
Number of Signal Positions	0
Number of Rows	2

Electrical Characteristics

Operating Voltage	300 VAC
-------------------	---------



Contact Features

Contact Current Rating (Max)	9 A
Contact Retention Within Housing	Without
Contact Type	Receptacle
Contact Mating Area Plating Material	Tin
Contact Mating Area Plating Material Thickness	1 µm[39.37 µin]

Termination Features

Termination Method to Wire & Cable	Crimp
------------------------------------	-------

Mechanical Attachment

Connector Mounting Type	Cable Mount (Free-Hanging)
-------------------------	----------------------------

Housing Features

Centerline (Pitch)	6.6 mm[.26 in]
Housing Color	Natural
Housing Material	Thermoplastic

Dimensions

Row-to-Row Spacing	6.6 mm[.259 in]
--------------------	-----------------

Usage Conditions

Operating Temperature Range	-30 – 105 °C[-22 – 221 °F]
-----------------------------	----------------------------

Operation/Application

Circuit Application	Power
---------------------	-------

Industry Standards

UL Flammability Rating	UL 94V-0
Glow Wire Rating	GWT 750°C (Without Flame)

Packaging Features

Packaging Method	Box
Packaging Quantity	2000

Product Compliance

[For compliance documentation, visit the product page on TE.com>](#)

EU RoHS Directive 2011/65/EU	Compliant
EU ELV Directive 2000/53/EC	Compliant




China RoHS 2 Directive MIIT Order No 32, 2016	No Restricted Materials Above Threshold
EU REACH Regulation (EC) No. 1907/2006	Current ECHA Candidate List: JUNE 2022 (224) Candidate List Declared Against: JUNE 2022 (224) Does not contain REACH SVHC
Halogen Content	Not Low Halogen - contains Br or Cl > 900 ppm.
Solder Process Capability	Not reviewed for solder process capability

Product Compliance Disclaimer

This information is provided based on reasonable inquiry of our suppliers and represents our current actual knowledge based on the information they provided. This information is subject to change. The part numbers that TE has identified as EU RoHS compliant have a maximum concentration of 0.1% by weight in homogenous materials for lead, hexavalent chromium, mercury, PBB, PBDE, DBP, BBP, DEHP, DIBP, and 0.01% for cadmium, or qualify for an exemption to these limits as defined in the Annexes of Directive 2011/65/EU (RoHS2). Finished electrical and electronic equipment products will be CE marked as required by Directive 2011/65/EU. Components may not be CE marked. Additionally, the part numbers that TE has identified as EU ELV compliant have a maximum concentration of 0.1% by weight in homogenous materials for lead, hexavalent chromium, and mercury, and 0.01% for cadmium, or qualify for an exemption to these limits as defined in the Annexes of Directive 2000/53/EC (ELV). Regarding the REACH Regulation, the information TE provides on SVHC in articles for this part number is based on the latest European Chemicals Agency (ECHA) 'Guidance on requirements for substances in articles' posted at this URL: <https://echa.europa.eu/guidance-documents/guidance-on-reach>

Compatible Parts



TE Part # 1983658-1
6P Panel Mount



TE Part # 1983664-1
Rec connect 22-26AWG




TE Part # 1983663-1
Rec connect 16-20AWG




TE Part # 1983665-1
1P Double Lock


Also in the Series | Power Double Lock




Connector Contacts(1)



Insertion & Extraction Tools(2)



Power Contacts(23)



Rectangular Connector Locking(14)



Documents

Product Drawings

2P Plug Housing

English

CAD Files

3D PDF

3D

Customer View Model

[ENG_CVM_CVM_1983660-1_C.2d_dxf.zip](#)

English

Customer View Model

[ENG_CVM_CVM_1983660-1_C.3d_igs.zip](#)

English

Customer View Model

[ENG_CVM_CVM_1983660-1_C.3d_stp.zip](#)

English

By downloading the CAD file I accept and agree to the [Terms and Conditions](#) of use.

Product Specifications

Application Specification

English

Product Environmental Compliance

Product Compliance

English

Product Compliance

English

Agency Approvals

VDE Certificate

English